

PHOTOGRAPHY BY TAQUEESHA

# WEDDINGS

2014

SEE WHAT OTHERS ARE  
SAYING ABOUT PHOTOGRAPHY  
BY TAQUEESHA

PG. 14

## MUST HAVE SHOTS!

GET INSPIRED WITH  
OUR LIST OF THE  
SHOTS YOU DON'T  
WANT TO MISS!

PG. 11





# WELCOME!

TO PHOTOGRAPHY BY TAQUEESHA

Let me first congratulate you on an amazing period in your lives! Finding that one special person that you can share your life with and love unconditionally is a beautiful thing. In a few short months you will look back on your wedding day and reflect on all of the wonderful moments you shared as a couple. All the family and friends have returned home; the wonderful gifts have found special places in your house; and you have returned from a blissful honeymoon. Having beautiful photos capturing those precious moments will bring you back to that day over and over again. Our goal as your photographers is to produce photos that bring smiles to your faces and warmth to you hearts.

I believe that in order to capture these moments, you, as a couple need to feel comfortable with your photographer. I want to take a moment to share some things about us, so as to start our relationship on the right foot.



1 PHOTOGRAPHY BY TAQUEESHA

Hi there, my name is Taqueesha. I was raised in 100 Mile and moved to Kamloops 10 years ago. I am married to a wonderful man and have a gorgeous daughter. I have always been passionate about photography and grew up taking pictures of anything and everything. I knew I would one day make my passion my livelihood. Five years ago I officially went into business for myself and started my journey in the world of professional photography. These five years have been the most amazing time in my life! I have had the opportunity to work with beautiful people both inside and out. I have taken additional education to further my skills in portraiture and wedding photography, and have been published in both local and national magazines. I work with a variety of local not for profit organizations as I feel it is so important to give back to my community. During these past five years, I have discovered a deep passion for wedding photography. I love everything about it; the emotions, the excitement, and the beautiful experience that is created.

I am an artist who adores capturing love through a lens. In a perfect world, I believe in quality over quantity. My dream is to tell romantic, unique love stories, blending all the wonderful little details of each wedding day I photograph, into a beautiful & stylish collection of images.



WELCOME TO PHOTOGRAPHY BY TAQUEESHA  
LEARN MORE ABOUT ME!

1

SHOW US THE LOVE!  
WHY CHOOSE AN ENGAGEMENT SESSION...

3

YOUR BIG DAY  
WHAT WE CAPTURE AND WHAT YOU'LL GET WHEN CHOOSING US!

5

WHAT WE OFFER  
A LIST OF PRINTS, PRODUCTS AND PACKAGES TO CHOOSE FROM.

7

TIPS, TRICKS AND THE TIMELINE  
HELPFUL HINTS SO YOU'LL BE PREPARED FOR YOUR DAY!

9

FAQs AND RAVES!  
GET YOUR QUESTIONS ANSWERED AND SEE WHAT OTHERS ARE SAYING

11

THE MUST HAVE SHOTS  
A LIST OF THE MUST HAVE SHOTS SO YOU WON'T MISS A MOMENT.

13



## SHOW US THE LOVE!

### THE ENGAGEMENT SESSION

As fun as engagement sessions are, they also have many practical purposes. This session is not just for the photos that are produced. Engagement photos are for practicing, for me, as a photographer, and for you, the couple. You, as a couple, need to get comfortable both with being photographed and with the photographer... and I need to get familiar with your unique personalities and styles. This session is especially important if you or your partner is camera shy. Those of us who hate being photographed can get really nervous around cameras, and are prone to doing things like making the same terrified/frozen smile every time the shutter snaps. We want to capture the beauty and radiance of each moment in your journey towards marriage. We will work to get both of you comfortable, and relaxed (even if it means cracking a cheesy joke). We want you to be natural with each other, and to have fun!

Here are some ideas of how to use your engagement photos:

- Save the date or thank you cards
- Use them at your wedding (Table numbers or for a guest book)
- Gifts for parents or grandparents
- Facebook profile photos

We suggest that you book your engagement session a few months in advance so that you have time to enjoy the photos and you don't feel like it's one more thing to check off the list. Your session will last anywhere from one to two hours depending on the location and what we have planned. You will receive approximately 50 photos edited with print rights.

We do design save the dates and guestbook albums.



*"The best love is the kind that awakens the soul and makes us reach for more."*



## YOUR WEDDING DAY COVERAGE

### WHAT WE CATCH ON YOUR BIG DAY...

We want to capture your love story. We adore you as a couple and all the work and effort you have put into your wedding. We want you to be able to look at your photos years later and be captivated by the memories of your stunning day.


My goal as a wedding photographer is to follow you both throughout the day to capture your perfect moments, from your groom seeing you for the first time to the candid photos throughout the night. We want to capture the details from the large extravagant ones to the tiny ones that might slip your mind after a few years.

Mostly I want to capture you. I will photograph those beautiful and tender moments when you first look into each others eyes, and I will make sure we quickly grab all those crazy and funny moments that will have you laughing for years to come.

I suggest booking one of the packages with two photographers. This allows us to be at two places at once and really capture your entire day, it gives us a chance to truly shine in creativity, yet make sure we get all those must have shots.

I want to help with as much as I can to make sure your day goes as smoothly as possible. That is why I offer two consultations. We meet with you 6 months prior to your wedding to go over details and ideas and to talk about your engagement photos. We meet again 3 weeks prior to your wedding to go over your photo list and talk about locations. I scout all of our locations beforehand for each couple. Depending on what you need and want, this will save you a lot of time and stress.

*"Our love was perfectly captured  
She listened and photographed us  
they way we were meant to be..."*





# THE INVESTMENT

All collections include two in person consultations and a complementary engagement session.

## First Collection \$1000

One photographer for five hours  
 One USB with edited photos with printing rights  
 \$100 printing credit

## Second Collection \$1900

Two photographers for up to ten hours  
 USB with edited photos with printing rights  
 8x8 Ten page album  
 \$200 printing credit

## Third Collection \$2600

Two photographers for up to twelve hours  
 Two USB's with edited photos with printing rights  
 20x24 Gallery wrap of your choice  
 10x10 Fifteenth page album  
 \$300 Print credit

# ALA CARTE PRINTS AND PRODUCTS

## GIFT PRINTS

Choices of Lustre or metallic photo paper.

- 8 wallets - \$10
- 4x6 - \$4
- 5X7 - \$8
- 8X10 - \$20
- 10x13 - \$35
- 10x20 - \$50
- 20x20 - \$100

## IMAGE BLOCK

A Photo Print is laminated and wrapped around a 1" thick block. Multiple blocks are then secured to another image block that acts as the base.  
 (3) 4X6 - \$75  
 (3)6x6 - \$85  
 16x16 - \$150

## GALLERY WRAPS

These are hand constructed at 1 1/2 inch depths.

- 8x8 - \$100
- 10x10 - \$125
- 12x18 - \$175
- 16x20 - \$200
- 20x24 - \$250
- 24x36 - \$400
- 40x60 - \$600

## SESSION ALBUMS

Create a timeless keepsake, for years to come.

- Prices starting at:
- 8x8 Fifteen page - \$225
  - 8x8 Twenty page - \$275
  - 10x10 Fifteen page - \$255
  - 10x10 Twenty page - \$305
  - 12x12 Fifteen page - \$300
  - 12x12 Twenty page - \$375

## OTHER PRODUCTS

- Printed press books starting at \$ 75
- Accordion mini book starting at \$45
- Framed photos starting at \$60
- Image cubes starting at \$50

## CANVAS PRINTS

These are only prints, not framed.

- 11X14 - \$150
- 16X20 - \$175
- 20X24 - \$200
- 20X30 - \$250
- 24X30 - \$300
- 30X40 - \$350
- 40X60 - \$400






# TIPS AND TRICKS

AND A HANDY CHECKLIST TO KEEP YOU ORGANIZED!

1. Create an itinerary / timeline for your special day and give it to your wedding party and team.
2. Create a contact list with the phone numbers and emails of everyone involved in the wedding.
3. Have an onsite contact, either a wedding planner or family friend. Make sure your wedding party knows who they can go to with questions or concerns.
4. A wedding is a full day production. Keep everyone hydrated and fed to avoid unnecessary anxiousness, and headaches.
5. Have a wedding survival kit with mini items in case of any mishaps.
6. Assign a bridesmaid the duty of bringing the "extra" items to the venue. These items will include the cake cutter, guest book and pen, garter, etc...
7. Manage your gifts. Assign someone trustworthy to be in charge of your gifts.
8. Have any payments for vendors arranged ahead of time. Nothing is more of a buzz kill than having to stop the party to write a cheque.
9. Dancing shoe rescue. Plan ahead that your feet will hurt from all the standing and dancing. Be sure to bring a change of shoes, either flats or flip-flops.
10. Party Responsibly. Call your local cab company or car service and plan ahead for your guests.

## PHOTOGRAPHY CHECKLIST FOR YOUR BIG DAY!

- Sent contract and retainer. This is done at the time of booking.
- Scheduled engagement session. 2 mths or more in advance.
- Schedule wedding consult (3 wks prior to wedding). Schedule 2 mths in advance.
- Submit must have wedding shots. Send 2 weeks prior to wedding.









# MUST HAVE SHOT LIST

THE IMAGES YOU DON'T WANT TO MISS OUT ON!



# WE'VE GOT YOU COVERED

NOT SURE WHERE TO START WHEN IT COMES TO BUILDING YOUR MUST HAVE SHOT LIST? WE'RE HERE TO HELP! BELOW IS A LIST OF THE SHOTS WE THINK YOU WON'T WANT TO MISS. FEEL FREE TO CREATE YOUR OWN LIST BASED ON OURS AND LET US KNOW JUST WHAT YOU WANT US TO CAPTURE!

## BRIDE AND GROOM

1. A romantic lift
3. Showing off your shoes and his socks
4. Thank you sign photo
6. Him kissing your forehead
7. Wrapped up in your veil
9. Wrapped up in his arms

## FORMAL FAMILIES

1. Bride and Groom with each set of Parents and Siblings
2. Bride and Groom with each set of Grandparents
3. Bride and Groom with all Parents and Grandparents
4. Bride and Groom with uncles or aunts
5. Bride and Groom with entire family

## BRIDAL PARTY

1. Wedding party cheering as you kiss
2. Casual shot of just the guys
3. High fashion shot of the girls
4. Photo of bride with each bridesmaid and groom with each groomsman
5. The flower girl trying on the bride's dress

## THE DETAILS

1. The rings
2. The shoes
3. The jewelry
4. The flowers
5. The centerpieces
6. The seating chart



# FAQs

---

## WHAT IS YOUR PAYMENT SCHEDULE LIKE?

One of two options are available:

- 1) 30% of the package price due at signing, with the remaining 70% due two weeks before the wedding date
- 2) 35% of the package price due at signing, 35% due six months before the wedding date, and the remaining 30% due two weeks before the wedding date.

## HOW MANY WEDDING PHOTOS WILL WE GET?

On average we deliver between 500 - 750 fully edited hi-resolution files. How many photos depends on factors like the amount of coverage, etc.

We may take 1500 photos over the course of the day, but we edit ruthlessly and deliver only the best.

Quality over quantity.

## DO YOU HAVE INSURANCE?

Yes, we carry both equipment and liability insurance.

## DO WE RECEIVE FULL HI-RES FILES?

Yes, yes you do. We don't downsize, downscale, down anything with the files. You will receive the same files that I use to print; fully-edited and glorious.

## HOW LONG DO WE WAIT FOR OUR PHOTOS?

We try to have your photos done with in 4-6 weeks-we like to make sure every photos is perfect.

## WHEN SHOULD WE DO THE WEDDING PORTRAITS?

This is mostly up to you, but usually a couple of hours before the ceremony or immediately following the ceremony. Shooting before the ceremony allows you to check one more thing off the day's to-do list early on and, more importantly, to afford you and the wedding party a chance to enjoy the cocktail hour and mingle with your guests. Shooting after the ceremony, depending on the time, could allow you to take advantage of the setting sun and its softer light.





all content and images © Photography by Taqueesha



PHOTOGRAPHY BY  
*Taqueesha*

250-319-2675

[www.taqueesha.com](http://www.taqueesha.com)  
[taqueesha@gmail.com](mailto:taqueesha@gmail.com)